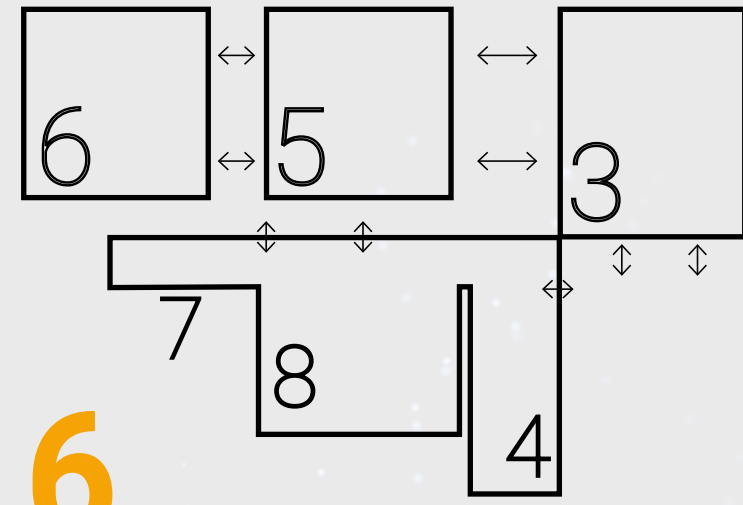


**sps**  
ITALIA

**13 – 15.5.2025**  
**PARMA**

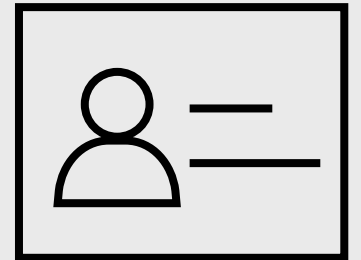
# Analysis 2025




**6**  
Exhibition Halls



**37,126**  
Visitors



**780**  
Exhibitors




**57**  
Conferences



**310**  
Live lessons for  
students

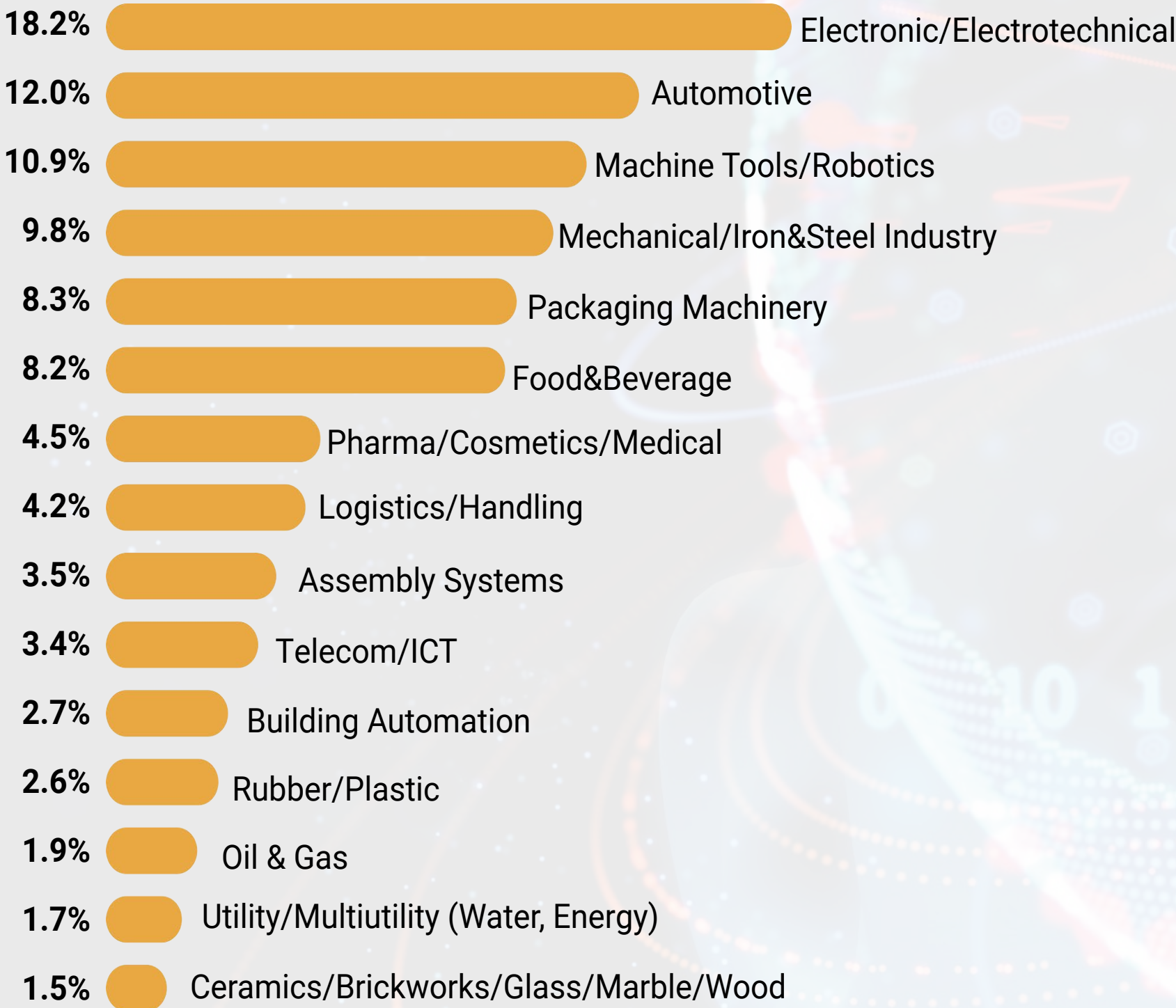




sps  
ITALIA


13 – 15.5.2025  
PARMA

## Industry Sector



**Other 6.6%:** Chemical and Petrochemical; Aeronautics/Railway/Naval Industry; Building Construction; Graphics/Paper; Agricultural Machinery and Digger Industry; Textile/Synthetic; Consumer Goods

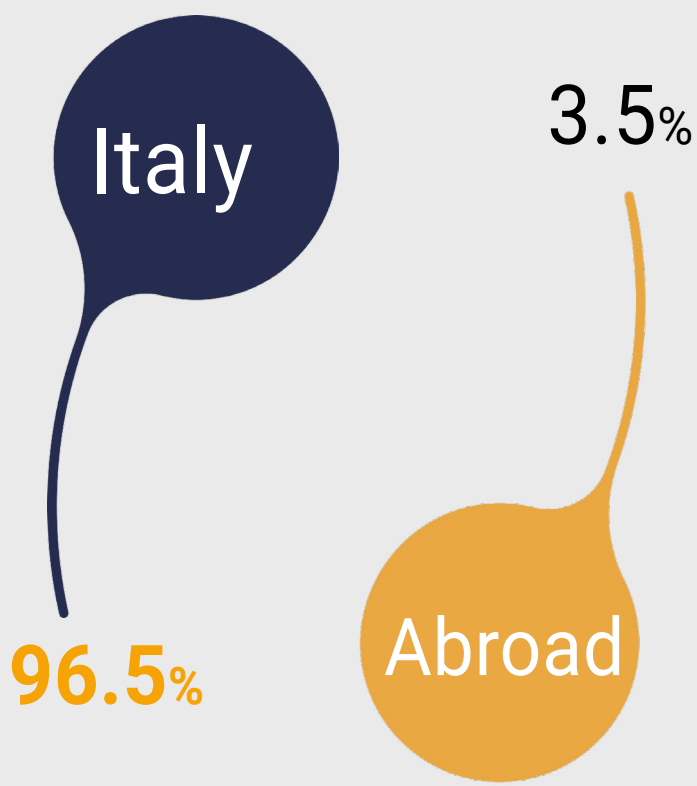
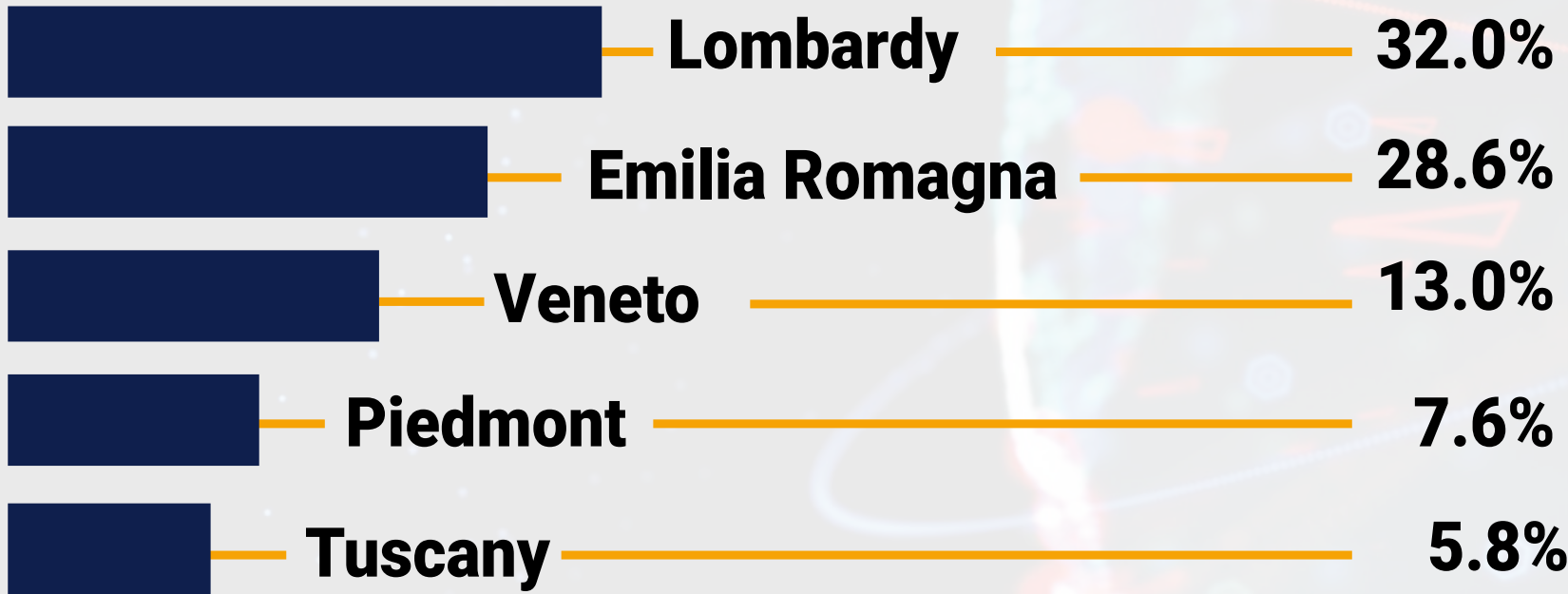




sps  
ITALIA

13 – 15.5.2025  
PARMA


Regions



Marche	2.7%
Liguria	2.0%
Trentino South Tyrol	1.6%
Friuli Venezia Giulia	1.4%
Lazio	1.1%

**Other 4.2%:**  
Umbria; Abruzzo; Campania; Puglia; Sicily; Molise; Calabria; Sardinia; Basilicata; Valle d'Aosta





**sps**  
ITALIA

**13 – 15.5.2025**  
**PARMA**

messe frankfurt

## Job Function

34.6%

### Technical Area

CEO/General Manager/Owner	18.2%
Research&Development	14.1%
Production, Maintenance, Logistics, Quality	11.3%
Sales & Marketing	11.2%
Purchasing	4.8%
Other (IT; Administration/HR/Legal)	5.8%

## Business Activity

48.5%

### OEM - Plant and/or Machine Constructor

End User	14.5%
Supplier/Wholesaler	11.8%
System Integrator	11.5%
Supplier of Components and Systems	7.3%
Engineering/Consulting Company	6.4%